




# ENERG

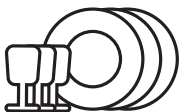


Candy

CDPH 2D1047W



**75 kWh** /  100



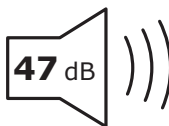
**10** x



**9,0** L



**4:58**



**47** dB

ABC**D**